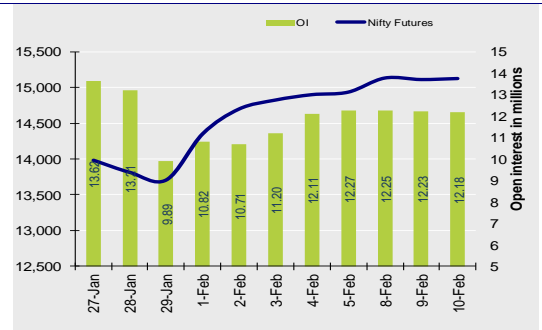


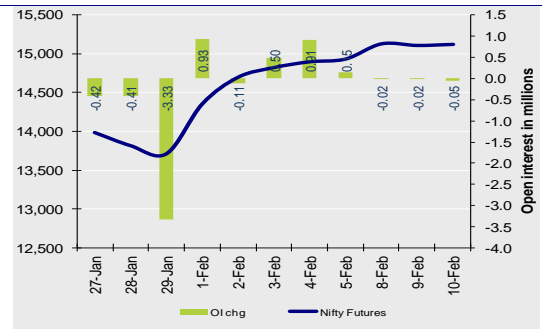
Nifty Snapshot

	Close	Prv Cl.	Ab chg	% chg
Spot	15,106.5	15,109.3	-2.80	-0.02
Futures	15,119.5	15,105.7	13.80	0.09
OI (ml shr)	12.18	12.23	-0.05	-0.42
Vol (lots)	176195	140824	35371	25.1
COC	13.05	-3.55	16.60	-467.6
PCR-OI	1.29	1.38	-0.09	-6.2

Nifty Futures Price v/s OI



Nifty Futures Price v/s Change in OI



Institutional Activity in previous trading session

(in Rs cr.)	Buy	Sell	Net
Index Futures	4279.79	4138.82	140.97
Index Options	578374.08	575813.1	2560.90
Stock Futures	15095.79	15337.75	-241.96
Stock Options	14205.15	14496.44	-291.29
FII Cash	9,072.10	7,285.13	1,786.97
DII Cash	4,749.91	6,825.59	-2,075.68

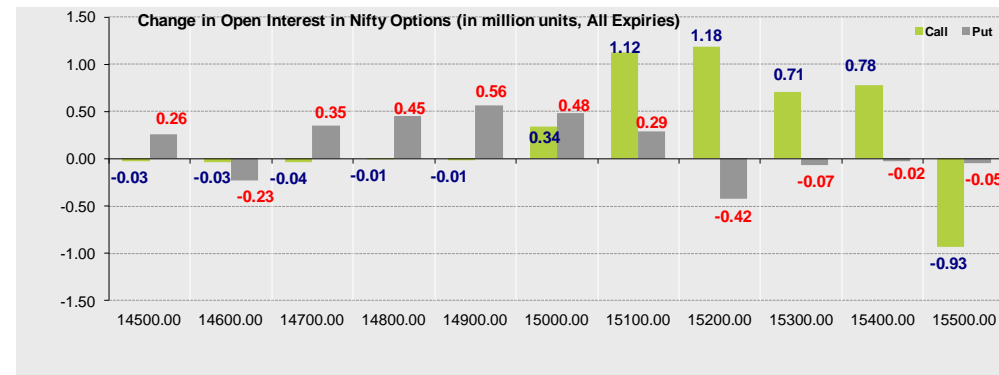
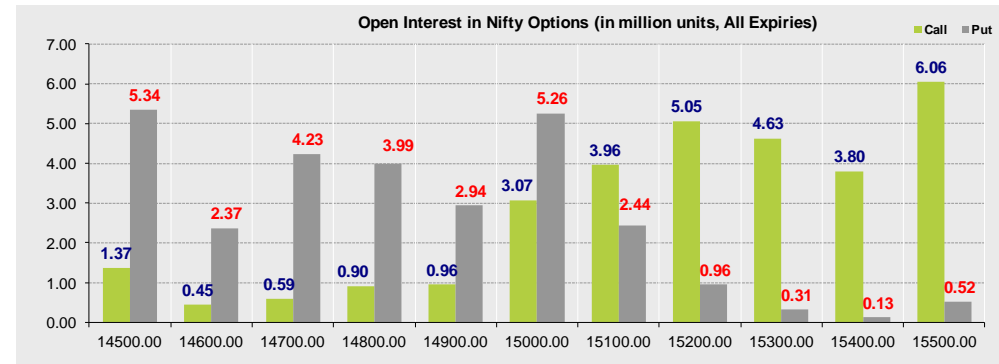
Net FII Activity (in Rs cr.)

Date	Idx Fut	Stk Fut	Idx Opt	Cash
10-Feb	141.0	-242.0	2560.9	1787.0
9-Feb	370.7	38.3	-492.0	1300.7
8-Feb	490.6	908.5	-2860.1	1876.6
5-Feb	-460.7	-35.1	2404.3	1461.7
4-Feb	-1555.1	518.4	6706.4	1936.7
3-Feb	-68.8	-857.9	-2082.5	2520.9

Market Summary:

- Indian markets closed on a flattish note where buying was mainly seen in Auto, Pharma, Finance sectors. Nifty Feb Future closed at 15119.5 (up 13.80 points) at a premium of 13.05 pts to spot.
- FII were net buyers in Cash to the tune of 1787 Cr and were net buyers in index futures to the tune of 140.97 Cr.
- India VIX decreased by 1.62% to close at 23.95 touching an intraday high of 24.96.

Open Interest in Nifty Options:



- The above second chart shows previous trading day's change in Nifty options where Addition in OI were seen in 15100, 15000, 14900 strike Puts and at 15400, 15300, 15200, 15100 strike Calls indicating market is likely to remain range bound during the day.
- Highest OI build-up is seen at 15500 strike Call and 14500 strike Put, to the tune of 6.06mn and 5.26mn respectively.

Outlook on Nifty:

- Index is likely to open on a flattish note today and is likely to remain range bound during the day.

Technical Pivot (Intraday):

	S2	S1	PIVOT	R1	R2
NIFTY	14905	15010	15090	15200	15275
BANKNIFTY	35075	35475	35865	36265	36655

Volume Buzzers (Contract wise)

Symbol	Current Volume	Volume Change	Price Chg	One Month Avg
SAIL	9779	3632%	-0.2%	2507
MOTHERSUM	14585	307%	7.7%	2831
IBULHSGFIN	18355	184%	5.9%	6771
PAGEIND	7236	183%	5.0%	1248
BAJAJFINSV	11663	178%	3.2%	6085
EICHERMOT	8874	165%	-1.7%	4977
CUMMINSIND	2097	157%	2.6%	2219
ACC	7763	146%	0.1%	3958
M&MFIN	6667	139%	3.8%	3738
BERGEPAIN	7387	127%	0.1%	1708

Stock Ideas

- INFY & RELIANCE calls of strike 1300 & 2000 respectively were amongst the most active Calls whereas SBIN & RELIANCE puts of strike 400 & 1900 respectively were amongst most active Puts.
- IBULHSGFIN & MUTHOOTFIN are likely to show good strength whereas SAIL & ICICIGI are likely to show weakness in today's trading session.

(Price is in Rs; OI is in million units; Price chg and OI chg are in percentage) **NB RESEARCH**

Fresh Longs seen in:

Script	Price	Price chg	OI	OI Chg
IBULHSGFIN	232.7	5.9	35.2	15.3
BERGEPAIN	764.3	0.1	3.6	13.6
MRF	97448	3.4	0.1	10.8

Fresh Shorts seen in:

Script	Price	Price chg	OI	OI Chg
SAIL	67.1	-0.2	130	33.5
ADANI PORTS	579.6	-1.0	49.8	11.1
TATASTEEL	693.3	-1.0	43.7	10.3

Short Covering seen in:

Script	Price	Price chg	OI	OI Chg
MUTHOOTFIN	1269.1	6.4	4.7	-16.0
MFSL	778.0	5.1	4.4	-13.0
ASIANPAINT	2514.3	0.1	6.5	-11.0

Long Unwinding seen in:

Script	Price	Price chg	OI	OI Chg
ICICIGI	1502.9	-1.4	1.2	-11.6
INDUSTOWER	248.0	-2.7	12.7	-7.1
SUNTV	522.4	-0.1	10.6	-4.5

Technical Pivot (Intraday):

Script Name	S2	S1	PIVOT	R1	R2
IBULHSGFIN	211	222	229	240	247
SAIL	64	66	68	69	72
MUTHOOTFIN	1162	1216	1246	1300	1330
ICICIGI	1440	1471	1505	1537	1571

FROM THE EQUITY DERIVATIVE DESK:

NIRAV HARISH CHHEDA
SENIOR DERIVATIVES AND TECHNICAL ANALYST
E-Mail: nirav.chheda@nirmalbang.com
Tel no: 6273-8199/8000

AMIT BHUPTANI
DERIVATIVES AND TECHNICAL ANALYST
E-Mail: amit.bhuptani@nirmalbang.com
Tel no: 6273-8242/8000

Disclaimer

Nirmal Bang Securities Private Limited (hereinafter referred to as "NBSPL") is a registered Member of National Stock Exchange of India Limited, Bombay Stock Exchange Limited and MCX stock Exchange Limited. We have been granted certificate of Registration as a Research Analyst with SEBI. Registration no. is INH000001766 for the period 23.09.2015 to 22.09.2020.

NBSPL or its associates including its relatives/analyst do not hold any financial interest/beneficial ownership of more than 1% in the company covered by Analyst (in case any financial interest is held kindly disclose)

NBSPL or its associates/analyst has not received any compensation from the company covered by Analyst during the past twelve months. NBSPL /analyst has not served as an officer, director or employee of company covered by Analyst and has not been engaged in market making activity of the company covered by Analyst.

The views expressed are based solely on information available publicly and believed to be true. Investors are advised to independently evaluate the market conditions/risks involved before making any investment decision.

Stock Name	Call (Buy/Sell)	Entry price	Targets	Stop Loss	Duration	Status

NIFTY50 Options OI (CE OI = Resistance) (PE OI = Support)

Symbol	Highest CE OI	Highest PE OI	CMP
ADANI PORTS	600	500	580
ASIANPAINT	2600	2300	2514
AXISBANK	800	700	737
BAJAJ-AUTO	4400	4100	4172
BAJAJFINSV	10500	9000	10265
BAJFINANCE	6000	5000	5505
BHARTIARTL	600	600	591
BPCL	420	400	402
BRITANNIA	4000	3400	3440
CIPLA	900	800	865
COALINDIA	150	130	139
DIVISLAB	4000	3300	3763
DRREDDY	5000	4500	4832
EICHERMOT	3000	2800	2904
GAIL	150	125	134
GRASIM	1300	1000	1236
HCLTECH	1000	900	962
HDFC	2800	2500	2777
HDFCBANK	1600	1500	1588
HDFCLIFE	760	650	720
HEROMOTOCO	3500	3000	3466
HINDALCO	300	260	280
HINDUNILVR	2300	2200	2245
ICICIBANK	650	520	635
ITC	250	220	226

NIFTY50 Options OI (CE OI = Resistance) (PE OI = Support)

Symbol	Highest CE OI	Highest PE OI	CMP
INDUSINDBK	1100	900	1029
INFY	1400	1260	1298
IOC	102.5	87.5	97
JSWSTEEL	420	350	411
KOTAKBANK	2000	1800	1953
LT	1600	1400	1556
M&M	1000	900	916
MARUTI	8000	7000	7658
NESTLEIND	18000	17000	17208
NTPC	100	90	97
ONGC	100	85	98
POWERGRID	220	185	211
RELIANCE	2000	1900	1979
SBILIFE	900	850	913
SBIN	400	300	394
SHREECEM	29000	23000	28300
SUNPHARMA	650	600	631
TATAMOTORS	360	300	330
TATASTEEL	800	600	693
TCS	3300	2500	3223
TECHM	1000	900	980
TITAN	1600	1400	1573
ULTRACEMCO	6500	6000	6422
UPL	600	500	537
WIPRO	500	400	440

DISCLOSURES

Research Reports that are published by Nirmal Bang Securities Private Limited (hereinafter referred to as "NBSPL") are for private circulation only. NBSPL is a registered Research Analyst under SEBI (Research Analyst) Regulations, 2014 having Registration no. INH000001766. NBSPL is also a registered Stock Broker with National Stock Exchange of India Limited, BSE Limited, Metropolitan Stock Exchange of India Limited, Multi Commodity Exchange of India Limited, National Commodity and Derivative Exchange Limited and Indian Commodity Exchange Limited in cash and Equity and Commodities derivatives segments.

NBSPL has other business divisions with independent research teams separated by Chinese walls, and therefore may, at times, have different or contrary views on stocks and markets.

NBSPL or its associates have not been debarred / suspended by SEBI or any other regulatory authority for accessing / dealing in securities Market. NBSPL, its associates or analyst or his relatives do not hold any financial interest (Except Investment) in the subject company. NBSPL or its associates or Analyst do not have any conflict or material conflict of interest at the time of publication of the research report with the subject company. NBSPL or its associates or Analyst or his relatives may or may not hold beneficial ownership of 1% or more in the subject company at the end of the month immediately preceding the date of publication of this research report.

NBSPL or its associates / analyst has not received any compensation / managed or co-managed public offering of securities of the company covered by Analyst during the past twelve months. NBSPL or its associates have not received any compensation or other benefits from the company covered by Analyst or third party in connection with the research report. Analyst has not served as an officer, director or employee of Subject Company. NBSPL / analyst has not been engaged in market making activity of the subject company. Analyst Certification: The research analysts and authors of these reports, hereby certify that the views expressed in this research report accurately reflects my/our personal views about the subject securities, issuers, products, sectors or industries. It is also certified that no part of the compensation of the analyst(s) was, is, or will be directly or indirectly related to the inclusion of specific recommendations or views in this research. The analyst(s) principally responsible for the preparation of this research report and has taken reasonable care to achieve and maintain independence and objectivity in making any recommendations.

DISCLAIMER

This report is for the personal information of the authorized recipient and does not construe to be any investment, legal or taxation advice to you. NBSPL is not soliciting any action based upon it. Nothing in this research shall be construed as a solicitation to buy or sell any security or product,

or to engage in or refrain from engaging in any such transaction. In preparing this research, we did not take into account the investment objectives, financial situation and particular needs of the reader.

This research has been prepared for the general use of the clients of NBSPL and must not be copied, either in whole or in part, or distributed or redistributed to any other person in any form. If you are not the intended recipient you must not use or disclose the information in this research in any way. Though disseminated to all the customers simultaneously, not all customers may receive this report at the same time. NBSPL will not treat recipients as customers by virtue of their receiving this report. This report is not directed or intended for distribution to or use by any person or entity resident in a state, country or any jurisdiction, where such distribution, publication, availability or use would be contrary to law, regulation or which would subject NBSPL & its group companies to registration or licensing requirements within such jurisdictions.

The report is based on the information obtained from sources believed to be reliable, but we do not make any representation or warranty that it is accurate, complete or up-to-date and it should not be relied upon as such. We accept no obligation to correct or update the information or opinions in it. NBSPL or any of its affiliates or employees shall not be in any way responsible for any loss or damage that may arise to any person from any inadvertent error in the information contained in this report. NBSPL or any of its affiliates or employees do not provide, at any time, any express or implied warranty of any kind, regarding any matter pertaining to this report, including without limitation the implied warranties of merchantability, fitness for a particular purpose, and non-infringement. The recipients of this report should rely on their own investigations.

This information is subject to change without any prior notice. NBSPL reserves its absolute discretion and right to make or refrain from making modifications and alterations to this statement from time to time. Nevertheless, NBSPL is committed to providing independent and transparent recommendations to its clients, and would be happy to provide information in response to specific client queries.

Before making an investment decision on the basis of this research, the reader needs to consider, with or without the assistance of an adviser, whether the advice is appropriate in light of their particular investment needs, objectives and financial circumstances. There are risks involved in securities trading. The price of securities can and does fluctuate, and an individual security may even become valueless. International investors are reminded of the additional risks inherent in international investments, such as currency fluctuations and international stock market or economic conditions, which may adversely affect the value of the investment. Opinions expressed are subject to change without any notice. Neither the company nor the director or the employees of NBSPL accept any liability whatsoever for any direct, indirect, consequential or other loss arising from any use of this research and/or further communication in relation to this research. Here it may be noted that neither NBSPL, nor its directors, employees, agents or representatives shall be liable for any damages whether direct or indirect, incidental, special or consequential including lost revenue or lost profit that may arise from or in connection with the use of the information contained in this report.

Copyright of this document vests exclusively with NBSPL.

Our reports are also available on our website www.nirmalbang.com